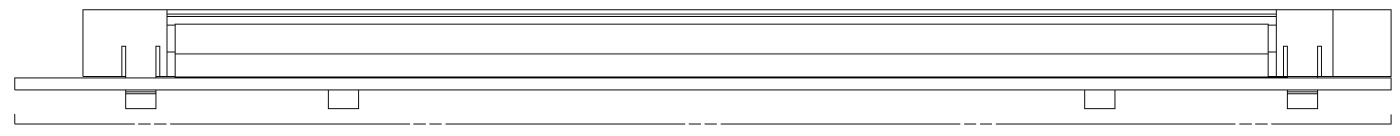
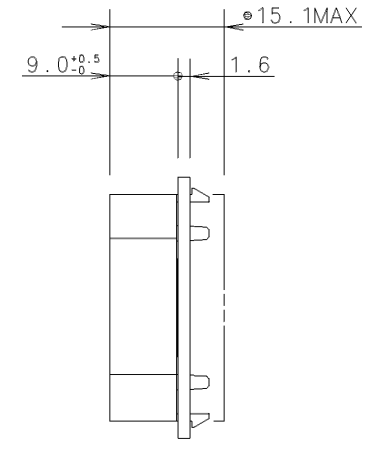
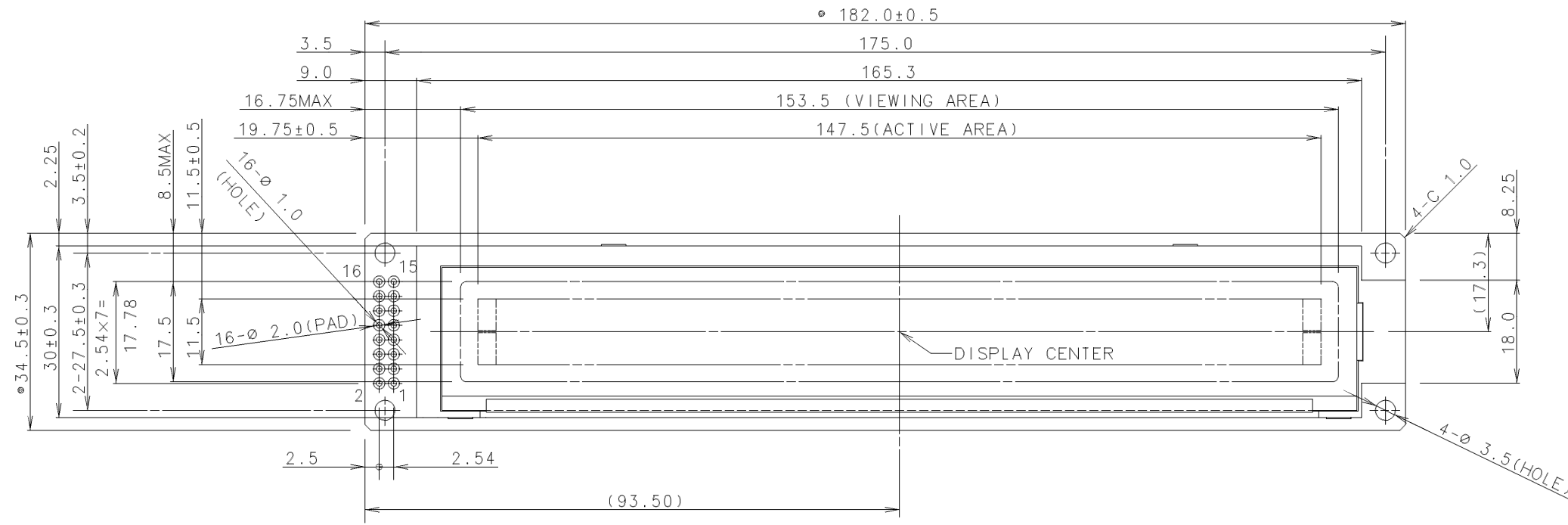


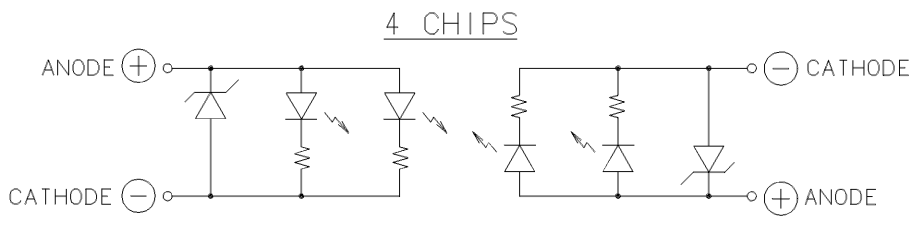
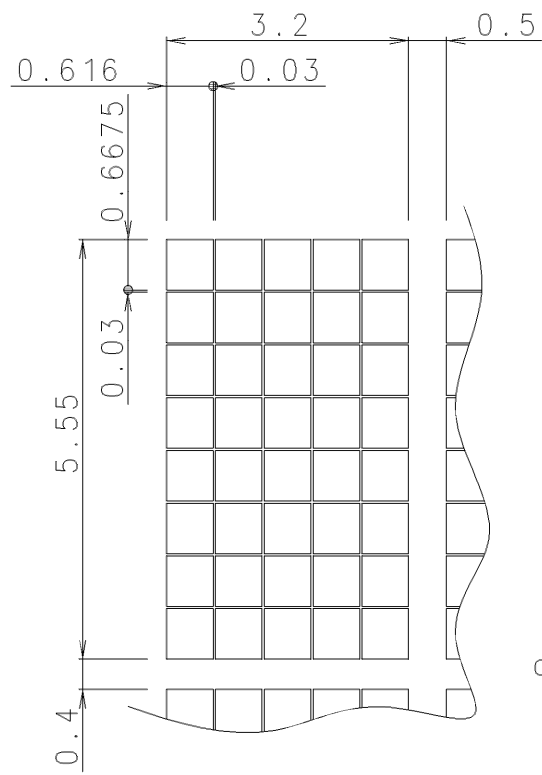
ISSUE	REVISIONS	DRAWN	APPROVED	DATE
△				



PIN ASSIGNMENT	
PIN No.	SYMBOL
1	VSS
2	VCC
3	VEE
4	RS
5	R/W
6	E
7	DB0
8	DB1
9	DB2
10	DB3
11	DB4
12	DB5
13	DB6
14	DB7
15	LED +A
16	LED -K

NOTES

- DO NOT USE MATERIALS WHICH ARE PROHIBITED BY ROHS.
- THE DIMENSIONS WITH THE MARK (●) ARE CONTROLLED AS A PARTICULAR CHARACTERISTIC.



CIRCUIT DIAGRAM

DOT DETAIL S=10:1

MEASURE	TOLERANCE			THIRD ANGLE PROJECTION	DATE Feb, 25 '05	OPTREX CORPORATION
	A	B	C			
L≤16	±0.1	±0.3	±1	UNIT mm	APPROVED M.MOTOHASHI	TITLE DIMENSIONAL OUTLINE
16<L≤63	±0.2	±0.5	±1.5	SCALE 1:1	CHECKED M.MINAMI	CODE C-51850AA base
63<L≤250	±0.3	±0.8	±2			
250<L≤500	±0.5	±1.2	±3	DRAWN ERASA	DWC NO. UE-312337	
500<L	±0.8	±2	±4			
ANGLE	±1°	±5°	±10°			